

THE JAIN WORLD SCHOOL, MATI WINTER HOLIDAY HOMEWORK (2024-25)

Dear Parents,

VACATIONS ARE WELCOME BREAK!!!!

Break from fixed schedules, rules and regulations of the school. Freedom brings more responsibility, so keeping this in mind, we have planned most of the activities to keep the children engaged and also help them in channelizing their energy. Kindly help and guide them in completing their work and also exploring their creative self.

Submit the given home work in a folder with clearly mentioned name class and section. Kindly take the black and white print out of the worksheets.

It would be wonderful if the children themselves decorate the folder with their tiny hands.

HOW CAN I BECOME INDEPENDENT

Make your child more independent by teaching him or her various activities like:-

- Make winter themed crafts, such as snow globes, snowman or winter hats.
- Fly a kites
- Write a family letters(paste a family picture with your hand impression)
- Make soup
- Build your own pizza of favourite vegetables
- Paper made snowmen



“Wishing you a happy holiday season and a peaceful new year”

➤ ENGLISH

- Learn Months Name with spelling
- Learn Animals and their Sound
- Learn Rhymes- 1.Bird- House
2.Two Little Dicky Birds
3. One, Two, Three, Four, Five

➤ हिंदी

- जानवरों के नाम याद करो।
- हिन्दी गिनती 1 से 10 तक याद करो।
- दिनों के नाम याद कर के लिखो।
- विलोम शब्द याद करो।
- कविताएँ याद करो - 1.रेल चली
2.दादा जी का पता
3.बंदर का मोबाइल
- भाषा 1 में पेज न० 37 से 48 तक पढ़ो

➤ MATHS

- Learn Tables of 8,9,10
- Learn Number Names(1-100)
- Backward counting (100-1)

Do all the above work in your rough notebook.

➤ E.V.S


- Transport (Land, water and Air) Do the work sheet
- Seasons names-Summer,Rainy, Autumn Seasons Winter autumnsLearn the spellingandDo the work sheet
- Learn Festivals Names (Diwali,Holi, Dussehra,Eid,Gurupurav)and Do work sheet

➤ Project- make a project on the topic season

This holiday homework is designed to be fun learning and engaging while reinforcing learning concepts. Please support your child in completing these activities.

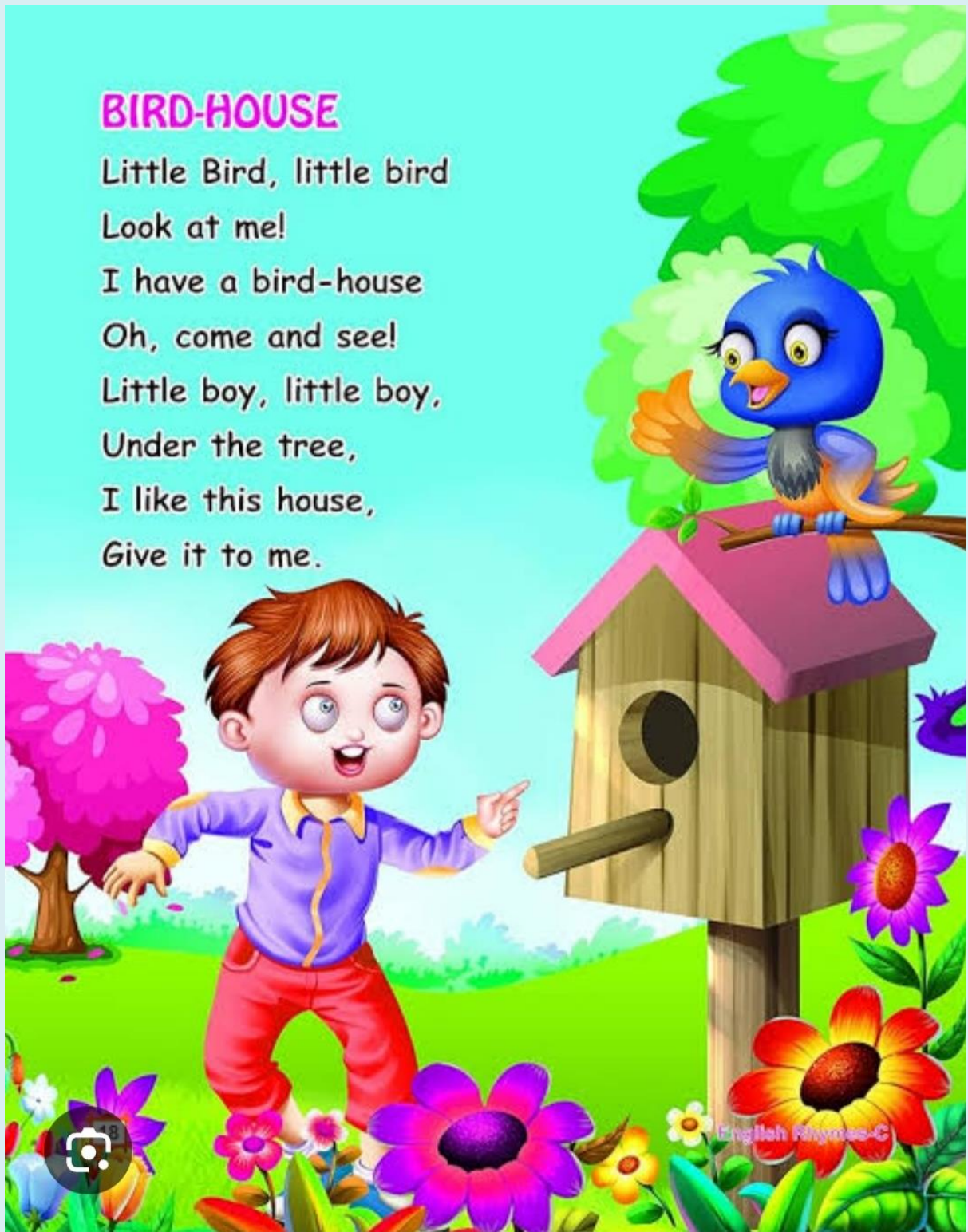
Let's have fun in the snow.

Kids, Help the reindeer to find the correct path to reach the igloo.



BIRD-HOUSE


Little Bird, little bird
Look at me!
I have a bird-house
Oh, come and see!
Little boy, little boy,
Under the tree,
I like this house,
Give it to me.




Two Little Dicky Birds

Two little dicky birds,
Sitting on the wall.
One named Peter,
One named Paul.

Fly away Peter,
Fly away Paul.
Come back Peter,
Come back Paul.











Colour the Gingerbread with the help of number code.



WORKSHEET- FESTIVALS

1. Identify and match the name of the festivals by looking at the pictures:

	●	●	EID
	●	●	HOLI
	●	●	DIWALI
	●	●	CHRISTMAS

2. Select the correct festival names from the dropdown:



3. DO YOU KNOW? Click Yes or No :




GANDHI JAYANTI is celebrated on 2nd October.

YES

No

Name _____ Community Helpers

Community Helpers



farmer

teacher

bus driver

carpenter

mailman

maid

Name.....

Date.....

रिक्त स्थान की पूर्ति करो।



घ.....



का.....



गु.....ब



गु.....या



.....थी



.....ता



ब.....र



.....रंगा



क.....म



बा.....



.....ड़



सू.....



ब.....री



.....लू



अभ्यास


1. चित्र पहचान कर शब्द पूरे कीजिए-



.....लाब



.....टिया



.....ड़िया

2. वर्णों के साथ 'उ' की मात्रा (ु) लगाकर शब्द बनाइए-

म+ध+.....+र = सा+ब+.....+न =

ग+.....+ड़ि+ या = म+.....+र+गा =

जा+म+.....+न = ध+न+.....+ष =

3. चित्र पहचानकर सही शब्दों से मिलाइए-



कुटिया

कुत्ता

साबुन

कछुआ



Name.....

Date.....

रिक्त स्थान की पूर्ति करो।



घ.....



का.....



गु.....ब



गु.....या



.....थी



.....ता



ब.....र



.....रंगा



क.....म



बा.....



.....ड़



सू.....



ब.....री



.....लू



अभ्यास

1. चित्र पहचान कर शब्द पूरे कीजिए-



.....लाब



.....टिया



.....ड़िया

2. वर्णों के साथ 'उ' की मात्रा (ु) लगाकर शब्द बनाइए-

म+ध+.....+र = सा+ब+.....+न =

ग+.....+ड़ि+ या = म+.....+र+गा =

जा+म+.....+न = ध+न+.....+ष =

3. चित्र पहचानकर सही शब्दों से मिलाइए-



कुटिया

कुत्ता

साबुन

कछुआ



अभ्यास

1. अक्षरों के साथ 'ए' की मात्रा (ँ) लगाकर शब्द बनाइए-

स+व+.....+रा = न+.....+व+ला =

ख+.....+ल = क+प+ड़+..... =

च+म+.....+ली = ग+ण+.....+श =

2. रंगीन अक्षरों पर 'ए' की मात्रा लगाइए और खाली स्थान भरिए-

रल = कला =

पड़ = सफद =

3. सही अक्षर पर 'ए' की मात्रा (ँ) लगाकर शब्दों को ठीक लिखिए-

रशेम सेपरा

सवेक सेफद

4. चित्रों को शब्दों के साथ मिलाइए-



रेल

सेब

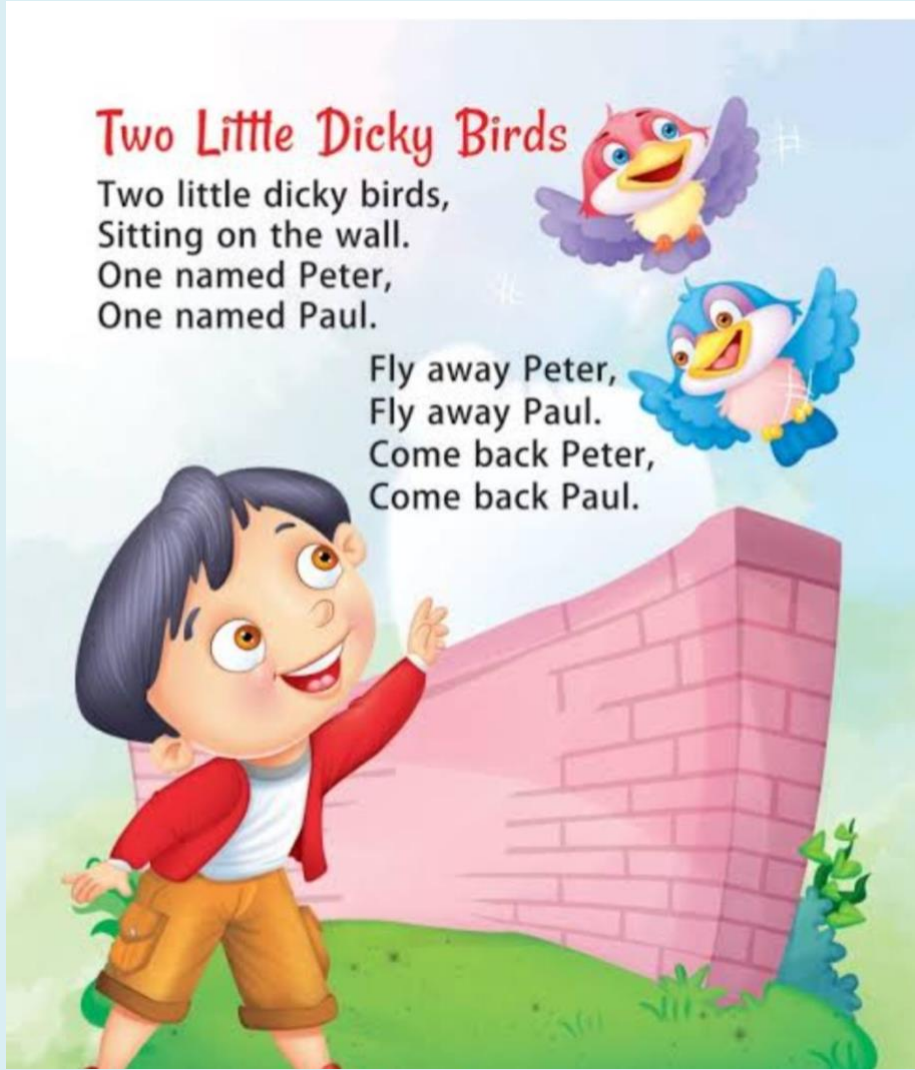
सपेरा



Two Little Dicky Birds

Two little dicky birds,
Sitting on the wall.
One named Peter,
One named Paul.

Fly away Peter,
Fly away Paul.
Come back Peter,
Come back Paul.

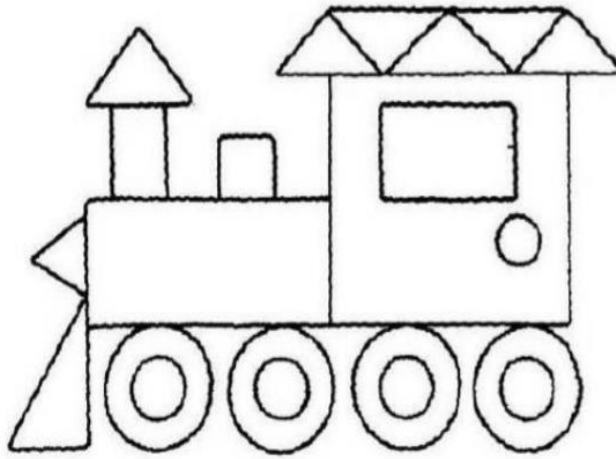


BIRD-HOUSE


Little Bird, little bird
Look at me!
I have a bird-house
Oh, come and see!
Little boy, little boy,
Under the tree,
I like this house,
Give it to me.




Observe the given pictures and write the numbers of the given shapes. Colour it.



□	—
○	—
△	—
▭	—



□	—
○	—
△	—
▭	—



□	—
○	—
△	—
▭	—

Nature Walk

Look for each object, circle yes if you find it or no if you don't.

 <p>tree</p> <p>yes no</p>	 <p>butterfly</p> <p>yes no</p>
 <p>flower</p> <p>yes no</p>	 <p>worm</p> <p>yes no</p>
 <p>tracks</p> <p>yes no</p>	 <p>bird</p> <p>yes no</p>
 <p>bee</p> <p>yes no</p>	 <p>leaf</p> <p>yes no</p>
 <p>acorn</p> <p>yes no</p>	 <p>web</p> <p>yes no</p>
 <p>spider</p> <p>yes no</p>	 <p>squirrel</p> <p>yes no</p>